

■ Versatile Door Combinations:

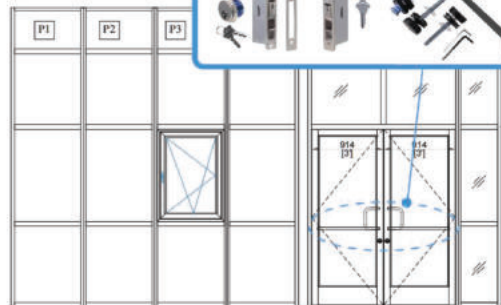
Elevate entrance aesthetics with the option of standard double doors, enhancing both style and convenience. Additionally, the 110S Storefront seamlessly integrates with wooden doors, offering a harmonious marriage of materials.



■ Integration Possibilities:

Seamlessly blend diverse window solutions into your architectural canvas. Whether it's outward-opening crank casement windows or inward-opening tilt and turn windows, the 110S Storefront effortlessly fuses with various fenestration options to accommodate your vision.

U.S. Standard Lock and Handle




More Cases

Versatile Modular Solution,
Contributing to Your Business



📍 Cochrane, Ontario



📍 Missouri, United States

CONTACT US

Official Website: www.magnoliadoors.com/duralumi

Email: sales@ams-gr.com

Phone: (210) 366 0490 / 0491

US Office

302 E Nakoma Dr,
San Antonio, TX 78216

ILLUMINATE YOUR AMBITIONS

Versatile Modular Solution,
Contributing to Your Business


Alu+ 110s

FBC Certified Hurricane Proof Window

Duralumi Hurricane Proof Window is being tested in accordance to the FLORIDA BUILDING CODE, 8TH EDITION (2023), The latest version building code. All unites are tested by TAS 202 (Structural), TAS 210, TAS 203, and tested for zone 4, Missile Level D at 50 ft/sec to qualify for large missile impact HVHZ.

Glass Excellence:

Fixed Units – Three (3) Thus



6mm+12Ar+6mm+1.78SGP+6mm
6mm+12Ar+6mm+2.28PVB+6mm



110S Storefront Glass Wall: Redefining Commercial Excellence

Elevate your commercial space to unprecedented heights with the 110S Storefront Glass Wall – an architectural masterpiece meticulously crafted to set new standards in commercial design. This versatile curtain wall system seamlessly blends style and functionality, delivering a commanding fusion of strength, adaptability, and visual allure tailored to your corporate aspirations.

Key Features:

Profile Thickness of 2.0mm:

Engineered for robustness, the curtain wall boasts a substantial profile thickness of 2.0mm, ensuring structural integrity that withstands the test of time.

Glass Excellence:

Standard configurations include **1"** (6+12Ar+6 double-pane glazing) and **1 5/8"** (6+12Ar+6+12Ar+6 triple-pane glazing), offering optimal insulation while embracing natural light.

The Grand Statement:

The 110S Storefront allows for individual panel heights of up to 13' (4000mm), empowering expansive designs that captivate the eye. Unlock your architectural ambitions with single spans of up to 8 square meters (glass configuration 10+20Ar+10). Break free from limitations and embrace wide, unobstructed vistas seamlessly connecting indoor and outdoor spaces.

