

Open corner solution, pocket solution

SPECIAL SOLUTIONS

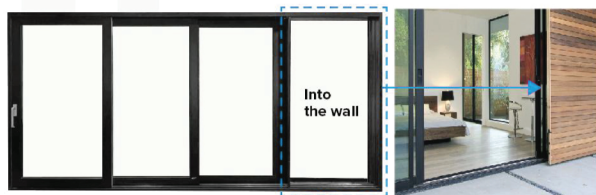


OPEN CORNER

An open corner makes it possible to open up the room without any visible corner elements. Combined with low or zero-threshold solutions, it removes all boundaries between inside and outside. The DW160S lift & slide corner solutions allow both inward and outward corner openings—without compromising the system's known benefits of comfort and insulation.

POCKET SOLUTION

With a pocket solution, up to 6 vents can glide into the wall when opened, leaving no visible elements and maximizing the usable opening. This solution is available for lift & slide systems with duo tracks, 3-track, or up to 6-track (multi-track) compositions.



STANDARD 3.0

30 Days

From CAD's approval to production completion.

3 Hours

Guaranteed response for after sales service.

10 Years

Warranty against air leakage or fogging for TPS/4SG IGUs.

Official Website: www.magnoliadoors.com/duralumi

Email: jlfernandez@ams-gr.com

Phone: (210) 685-9410

US Office

302 E Nakoma Dr,
San Antonio, TX 78216



DURALUMI
BY MAGNOLIA DOORS




Multi-Track & Pocket Options

**HEAVY DUTY
LIFT & SLIDE DOOR
DW 160S**



Alu+ 160s
Heavy Duty Lift And Slide Door

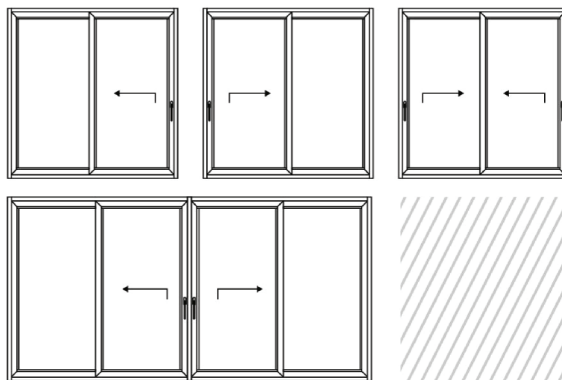
INTERIOR & EXTERIOR BECOME ONE



MULTI-TRACK OPTIONS

The 2-track system seamlessly integrates two glazed opening vents, creating a sleek and uniform lift-slide door appearance. Both vents operate as sliding panels, giving users maximum flexibility and control.

For even greater versatility, our multi-track system supports up to six tracks, enabling expansive openings and bold, creative designs. Whether it's duo tracks or six-track compositions, this solution allows for customized layouts that deliver stunning architectural impact.



 German-Imported
Hardware System

DOOR HARDWARE



DW160S lift and slide doors are equipped with heavy-duty, long-lasting wheels and stainless steel rails for effortless operation. In this advanced system, the door lifts before sliding, ensuring smooth movement. Once closed, the door locks firmly in place—enhancing insulation, security, and energy efficiency. Built to perform in harsh conditions, these systems are wind- and waterproof, delivering reliable performance in all types of weather.



INVISIBLE THRESHOLD OPTIONS

A low or zero threshold track creates seamless continuity between indoor and outdoor spaces, enhancing both aesthetics and accessibility. This design improves building access and is further elevated with automatic opening solutions—offering maximum comfort and convenience.

