

ILLUMINATE YOUR AMBITIONS

Alu+ 110S

REDEFINING COMMERCIAL EXCELLENCE 110S – STOREFRONT GLASS WALL

Elevate your commercial space to unprecedented heights with the 110S Storefront Glass Wall – an architectural master piece meticulously crafted to set a new standard in commercial design. This versatile curtain wall system seamlessly blends style and functionality, delivering a commanding fusion of strength, adaptability, and visual allure tailored to your corporate aspirations.

FBC & HURRICANE PROOF WINDOW:

Duralumi hurricane proof window is being tested in accordance to the:

- ✓ Florida Building Code, 8th Edition(2023)
- All Units Are Tested by
- ✓ TAS 202 (Structural)
- ✓ TAS 201
- ✓ TAS 203
- ✓ Zone 4, Missile Level D at 50ft/sec to Qualify for Large Missile Impact HVHZ.



6mm+12Ar+6mm+1.78SGP+6mm
6mm+12Ar+6mm+2.28PVB+6mm

DOOR AND CURTAIN WALL COMBINATION



Versatile Door Combinations



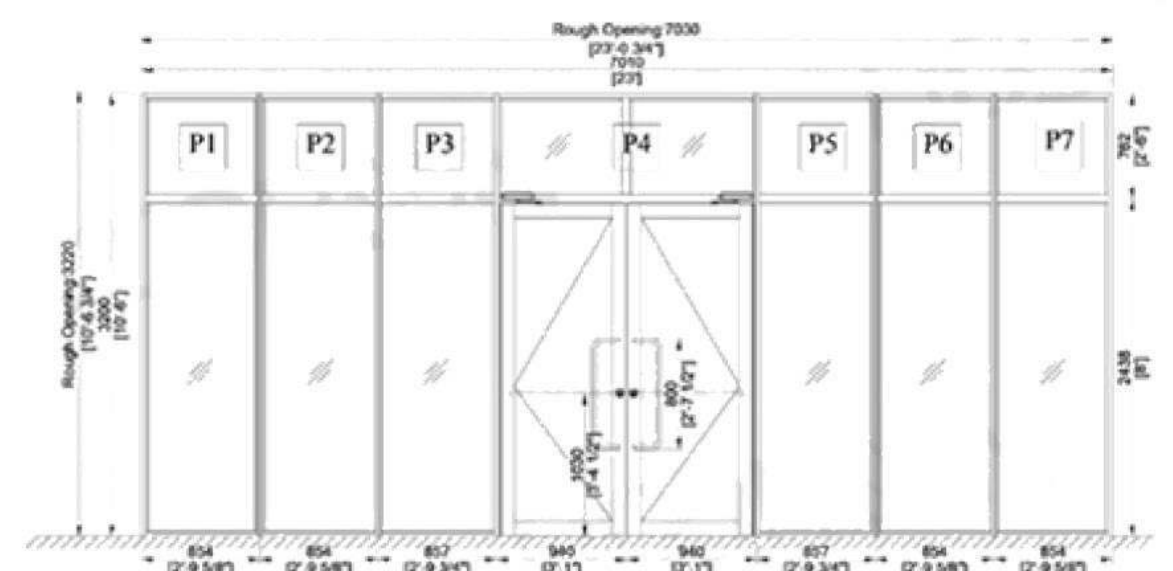
Integration Possibilities

INTEGRATION POSSIBILITIES STOREFRONT DOOR



- 1 The 110S Storefront Series allows for individual panel heights of up to 13' (4000mm).
- 2 Unlock your architectural ambitions with single spans of up to 8 m2 (glass configuration 10+20Ar+10).

A seamless blend of diverse windows and doors for your architectural needs. Whether it's an out-swing door or an in-swing window, the 110S Storefront Series effortlessly works with your existing setup to accommodate your vision.



2.0mm



PROFILE THICKNESS

Engineered for robustness, the curtain wall boasts a substantial profile thickness of 2.0mm, ensuring structural integrity that withstands the test of time.



GLASS EXCELLENCE

Standard configurations include:

- 1 1" (6+12Ar+6 double-pane tempered glass)
- 2 1 5/8" (6+12Ar+6+12Ar+6 triple-pane tempered glass)
- 3 (6+12Ar+6+1.78SGP+6) SGP laminated glass
- 4 (6+12Ar+6+2.28PVB+6) PVB laminated glass

All Low-E coated and argon gas filled, offering optimal insulation while embracing natural light.


STOREFRONT DOOR

Handle Spec Sheet



01

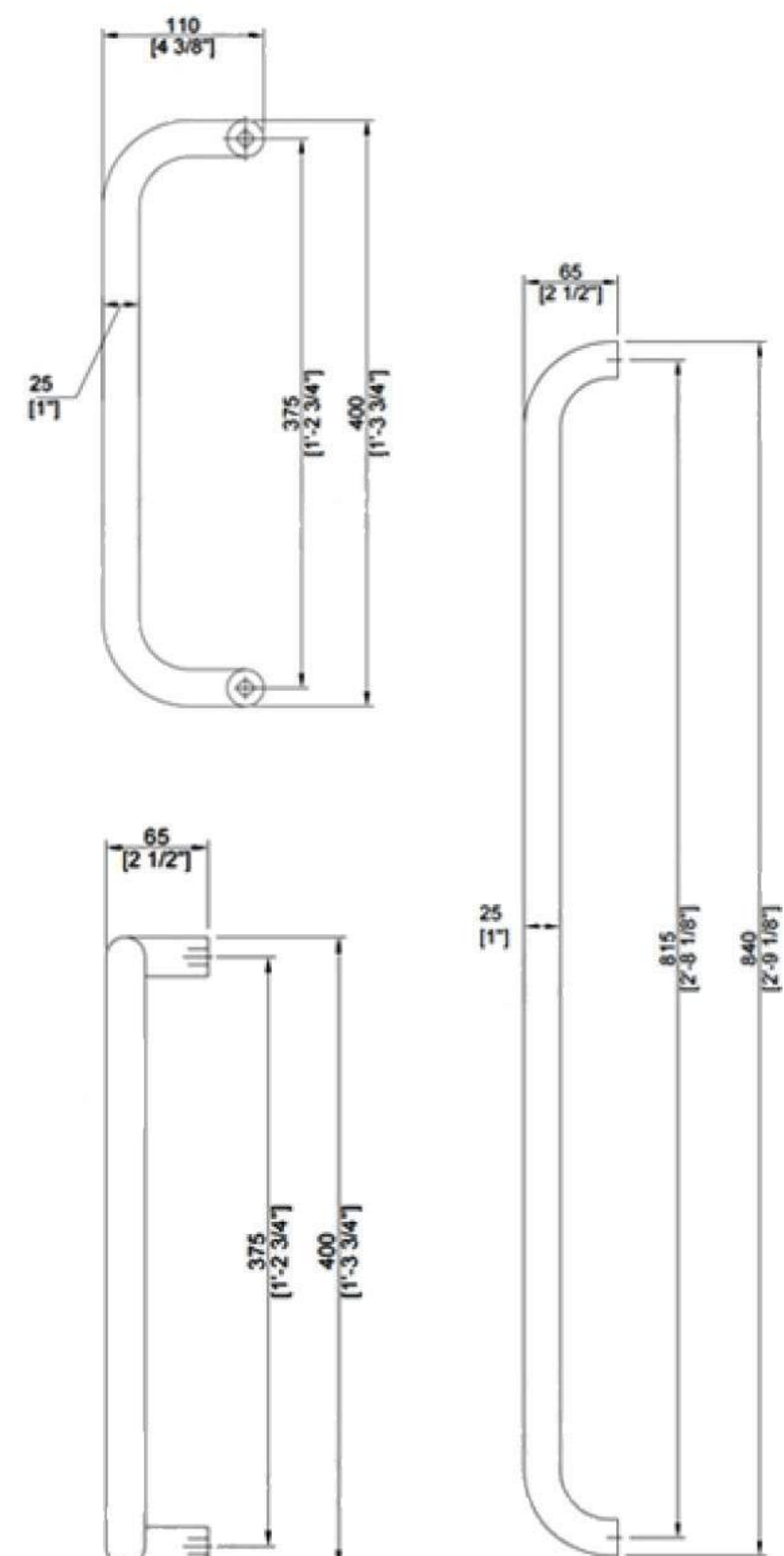
Aluminum Silver



02

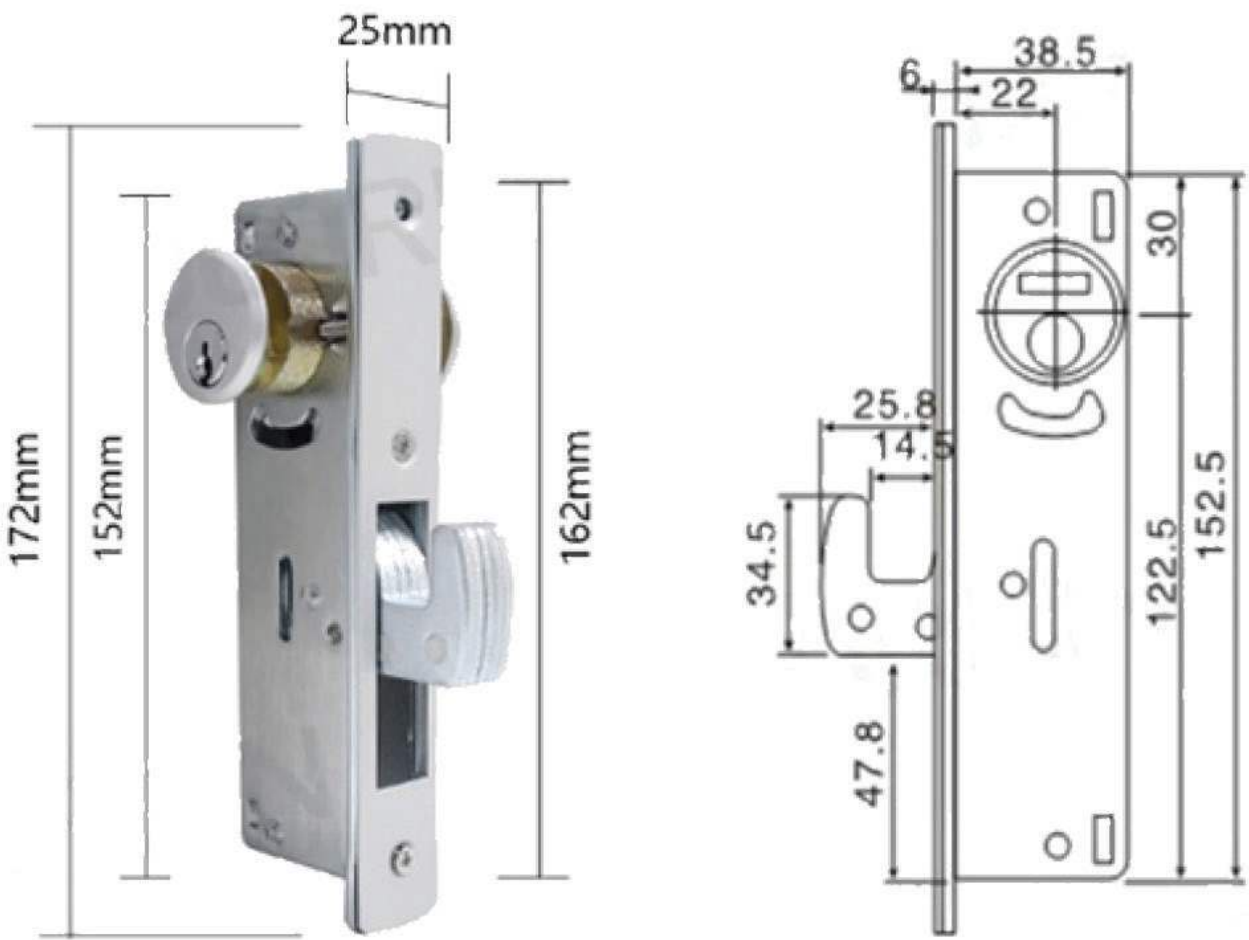
Matte Black

Special Feature	Aluminum Door Handles
Handle Type	Pull & Push Handle
Material	Solid 1" (25 mm) Diameter Aluminum
Color	Aluminum Silver / Matte Black
Size	33" * 10" Center to center
Finishing	Satin Finish
Shape	Round
Included Components	Mounting Hardware, Bolt
Fits	36" (914 mm) Narrow Stile Doors
Push Bar Projection	2-1/4" (57 mm) , Push Bar Center to Center (CTC): 33" (838 mm) , The Length would vary depending on the Door's Width.
Pull Diameter	1" (25 mm), Pull Projection: 2-1/4" (57 mm) , Pull Center to Center (CTC): 10" (254 mm)



STOREFRONT DOOR

Hardware & Accessories Spec Sheet



01

Lock structure



02

U.S Standard Lockset

Special Feature	Heavy Duty Aluminum Alloy Lock Body, Copper Bladder, Solid Zinc Diecast Lock Cylinders
Lock Type	Mortise
Surface Treatment	Electroplating
Usage	Commercial
Installation Method	Screw-In
Size	1-1/8" BACKSET
Item Dimensions	152mm x 162mm x 172mm
Controller Type	Hand Control, Mechanical knob
Included Components	Deadbolt Lock, Faceplate, Thumbturn, Lock Cylinder & 2 Keys
Recommended Uses For Product	Storefront Lock, Door Hardware, Security, Locks, Deadbolt, Commercial, Adams Rite, Kawneer, Vistawall