


## Configuration ///



### Low-e Silver Coating



#### High Energy-Efficiency

LOW-E technology can help homes stay cooler in the summer and warmer in the winter.

No Air Leakage / No Fogging

#### + Warm Edge Spacer

Technoform bautech's TGI-spacer M- Our warm-edge spacer technology minimizes thermal bridging and has one of the lowest failure rates in the industry

### Safety Plus + Protection



180% better sound insulation effect.



up to 45dB

Effective insulation



MAGNOLIA DOORS  
LUXURY METAL WORKS



Embrace the Harmony of Nature and Modernity  
With Duralumi's Alu-Clad Wood Windows

## CONTACT US

Official Website: [www.magnoliadoors.com/duralumi](http://www.magnoliadoors.com/duralumi)

Email: [jfernandez@ams-gr.com](mailto:jfernandez@ams-gr.com)

Phone: (210) 685-9410

### US Office


302 E Nakoma Dr,  
San Antonio, TX 78216

MAGNOLIA DOORS  
LUXURY METAL WORKS

## LEADING THE ENERGY SAVING TREND

High Energy Efficiency  
Wood Alu-Clad Tilt Turn Window (E80)

High Energy Efficiency  
Wood Series




[www.magnoliadoors.com/duralumi](http://www.magnoliadoors.com/duralumi)

## WOOD ALU-CLAD

External aluminum clad provides extra protection for the solid timber.

Solid wood interior matches a wooden indoor aesthetic atmosphere and has excellent energy-saving ability.

Aluminum exterior, providing anti-corrosion, water-proof, and moisture-proof.



U-values as low as **0.18** Bth/hr-ft<sup>2</sup>-F

1	Anti-wind Pressure Performance
2	Heat-insulation Performance
3	Sound Proof Performance
4	Hollow glass molecular sieve drying agent



## Design Options ///



### Wood Collection

Whichever you choose, our wooden windows will be naturally appealing to your home's architectural design.



### Aluminum Treatments

Available custom-color options. Polyester powder coated to a range of 250 RAL colors, with extra metallic and polish effects.



### Hardware

The electroplating handle can be used repeatedly.



### The Multi-Point Locks Have Fewer Parts

Per lock point can hold 400lbs.

## Wood Alu-Clad Tilt and Turn Window ///

### Turn Opening:

Maximum air exchange.

### Tilt Opening:

Allows micro ventilation, saves more space.

### Opening Ways

