


Sample Houses

Our custom lift-and-slide doors with ADA-compliant ease of access are the perfect fit for your next project. Invite daylight into your space, effortlessly merging the indoors with the outdoors.



MAGNOLIA DOORS
LUXURY METAL WORKS



CONTACT US

Official Website: www.magnoliadoors.com/duralumi

Email: jlfernandez@ams-gr.com

Phone: (210) 685-9410

Address

302 E Nakoma Dr,
San Antonio, TX 78216

SLIMLINE LIFT & SLIDE DOORS

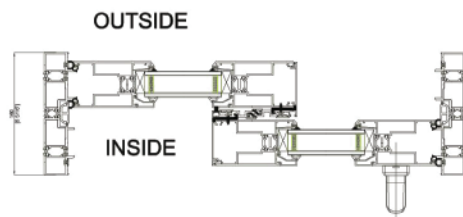
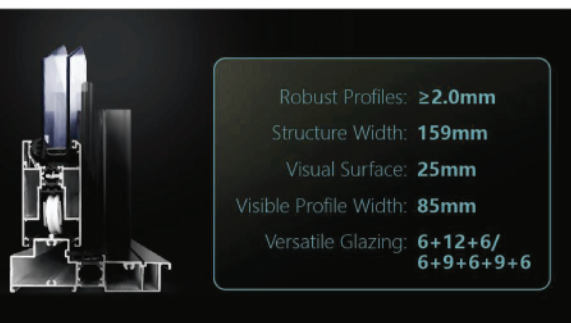
- Modern Minimalism Defined

Alu+ 159s



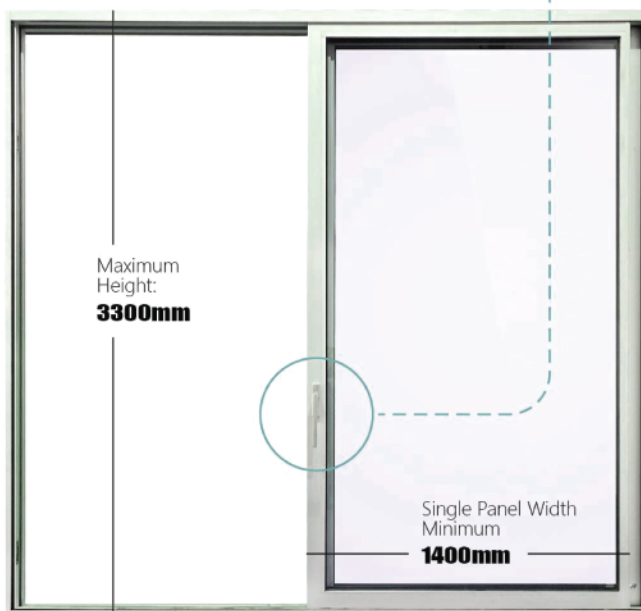
Product Presentation

Duralumi Slimline Series boasts the sleek sophistication of narrow edge profiles combined with the uncompromising strength of 6063-T5 aluminum. With a visible profile width of only 85mm, these doors deliver expansive views and an abundance of natural light without sacrificing thermal performance or durability.



Handle Bar & Hardware Systems

German-imported brands' hardware systems, including the track and the wheels, can withstand up to 300kg in normal conditions and resist burst forces up to 400kg, ensuring your entryway's security against external pressures.



Opening Ways



Pull the handle up

Sliding doors lift slightly off the track, allowing for smoother sliding.

Hold handle down

Sliding doors rest securely on the rails, helping to keep them in place for better insulation.



The Hidden Drainage System

Duralumi's hidden drainage system is a testament to our commitment to both form and function. Featuring aluminum drain pipes and discreet drainage channels, the system effectively manages water runoff—ensuring long-term durability while preserving the pristine condition of your space.

Aluminum Drain Pipes

Crafted from high-quality aluminum, these pipes provide excellent corrosion resistance, offering both lasting performance and clean, modern aesthetics.

